



**STANDARD PROPULSION**

Mercury® 115 Pro XS® Outboard  
(115 hp / 86 kW)



**FUEL CAPACITY**

30 gal / 114 L



**LENGTH OVERALL**

19'6" / 5.94 m  
with integral swim platform



**LENGTH OVERALL**

21'9" / 6.63 m  
with outboard engine



**BEAM**

8'4" / 2.54 m



**DRAFT**

31" / 79 cm (outboard down)  
18" / 46 cm (outboard up)



**DRY WEIGHT**

2,754 lb / 1,249 kg



**DEADRISE**

19°



**CAPACITY**

10 people / 1,477 lb / 670 kg  
Maximum: 2,239 lb / 1,016 kg

**FEATURES**

- Mercury Pro XS® outboard offers lightning quick acceleration.
- Mercury VesselView® Mobile – links to your iPhone® or Android™ mobile device via Bluetooth® technology.
- Standard single axle painted trailer with disc brakes & swing-away tongue with LED lighting.
- Premium Fusion® audio system with Bluetooth®, Wi-Fi audio streaming with Apple AirPlay® 2 & Digital Signal Processing (DSP).
- Optional Elite and Elite Plus packages available.

**EXTERIOR COLORS**



ARCTIC WHITE



ONYX BLACK



HORIZON




SEA RAY BLUE



QUANTUM BLUE



LAGOON BLUE



NEO MINT GREEN



RALLY RED

## STANDARD FEATURES

### HULL & DECK FEATURES

- Bow & Stern Eyes, Stainless Steel
- Cleats, Thru-Bolted – 6" Stainless Steel with Sea Ray Logos (6)
- Deck Fuel Fill Plate, Stainless Steel
- Drain Plug, Brass-Threaded – Garboard
- Gel Coat, Arctic White
- Light, Stern (All Around) – Removable
- Lights, Navigation (Bow)
- Resin, High-Performance Vinylester
- Rub Rail, Black PVC with Vinyl Insert
- Ski Tow Pylon
- Stringer System, Fiberglass
- Swim Platform, Integral with Stainless Steel, Four-Step Swim Ladder
- Thru-Hull Fittings
- Windshield, Custom Five-Piece with Matte Black Frame, Tempered/Tinted Glass & Walk-Thru

### COCKPIT FEATURES

- Beverage Holders
- Cockpit Vinyl Color – Ivory (White Base Vinyl with Black Accent Vinyl)
- Dash, White with Color Matched Visor
- Floor, Finished Fiberglass
- Glove Box, Vinyl Wrapped & Lockable
- Grab Handles, Plastic
- Outlet, 12V Accessory
- Storage, Ski/Wakeboard with Matting & Gas-Assisted Fiberglass Lid
- Sunpad with Port Transom Walk-Thru
- Vinyl, Marine Grade with Mildew & UV Protection

### SEATING

- Bow: Seats with Cushions & Storage Below, Port & Starboard Bolsters & Center Section Facing Aft
- Cockpit: Aft Bench Seat with Sunpad & Insulated Cooler
- Companion Seat: Bench Seat with Stowable Forward Seat Cushion & Removable Aft Bolster
- Helm: Bucket with Swivel and Slider & Flip-Up Bolster

### TECHNICAL FEATURES

#### HELM

- Alarms, Engine – Oil & Water (Audible)
- Horn
- Instrumentation, Custom Sea Ray® Diagnostics
  - Backlighting
  - Gauge, Fuel
  - Gauge, Oil Pressure
  - Lenses, Glass
  - Lighting, Low-Glare
  - Speedometer
  - Tachometer with LCD Hour Meter, Trim Gauge & Water Temperature Gauge
- Mercury VesselView® Mobile
- Shift & Throttle Lever with Trim Switch & Lanyard Stop Switch
- Steering, Hydraulic Tilt Wheel, Isotta
- Stereo, Fusion® SRX400 12V AM/FM
  - Bluetooth™
  - Digital Signal Processing (DSP)
  - Speakers (6.5") – 2 Pairs
  - Wi-Fi Audio Streaming with Apple AirPlay® 2
- Switch Panel with Weatherproof Lighted Chrome Toggle Switches
- Tilt & Trim, Power

#### BILGE / ENGINE COMPARTMENT

- Bilge Pump, 12V Automatic
- Gel-Coated Compartment

#### ELECTRICAL SYSTEMS

- Battery On/Off Switch with Tray
- Fuse Block
- Wiring, Color-Coded with Chafe Protection

#### FUEL SYSTEMS

- Evaporative Emissions Fuel System
- Fuel Lines, USCG – Type A-1
- Fuel Tank with Anti-Siphon Valve & Electric Sending Unit

#### UNDERWATER GEAR

- Propeller, Aluminum

### TRAILER

- Single Axle, 3,400 lb Capacity – Painted
- Bearing Protection
- Brakes, Single Axle Free-Backing Hydraulic Surge Disc
- Lights, Submersible LED
- Safety Chains
- Straps, Transom Tie-Down
- Tongue, Swing Away
- Tongue Jack, Swivel
- Winch Stand, Adjustable with Nylon Strap & Hook

## OPTIONS & ACCESSORIES

### OPTIONAL PROPULSION

- Mercury 150 FourStroke Outboard – Black (150 hp / 112 kW)

### EXTERIOR COLOR

- Gel Coat, Full Hull
- Gel Coat, Hull Bottom – Arctic White or Onyx Black
- Gel Coat, Hull Side
- Gel Coat, Three Zone
- Hull Graphics – Champagne or Silver (Available with Full Hull & Hull Side Gel Coat Options)

### UPHOLSTERY, INTERIOR, SEATING & FLOORING

- Bow Filler Cushion
- Cockpit Vinyl Color – Dune (Tan Base Vinyl with Black Accent Vinyl)
- Cockpit Vinyl Color – Stone (Grey Base Vinyl with Black Accent Vinyl)
- Flooring Color: Brown or Grey
- Portside Companion Bucket Seat (In Lieu of Standard Bench Seat)
- SeaDek Swim Platform Matting (Glue Down)
- Snap-In Carpet – Bow & Cockpit
- Snap-In Infinity Woven Vinyl Flooring – Bow & Cockpit
- Snap-In SeaDek – Bow & Cockpit

### TOWERS & CANVAS

- Bimini Top & Boot with Stainless Steel Ball & Socket Hardware
- Canvas Color: Black, Marine Midnight Blue or Toast Tweed
- Canvas Enclosure Package
  - Bimini Top & Boot with Stainless Steel Ball & Socket Hardware
  - Cockpit Cover with Tonneau Cover
  - Curtains – Aft, Front & Side
  - Storage Bag, Canvas
- Cockpit Cover with Tonneau Cover
- Mooring Cover – Available in Black Only
- Watersports Tower, Manual with Integrated Bimini Top – Black

### ELECTRONICS

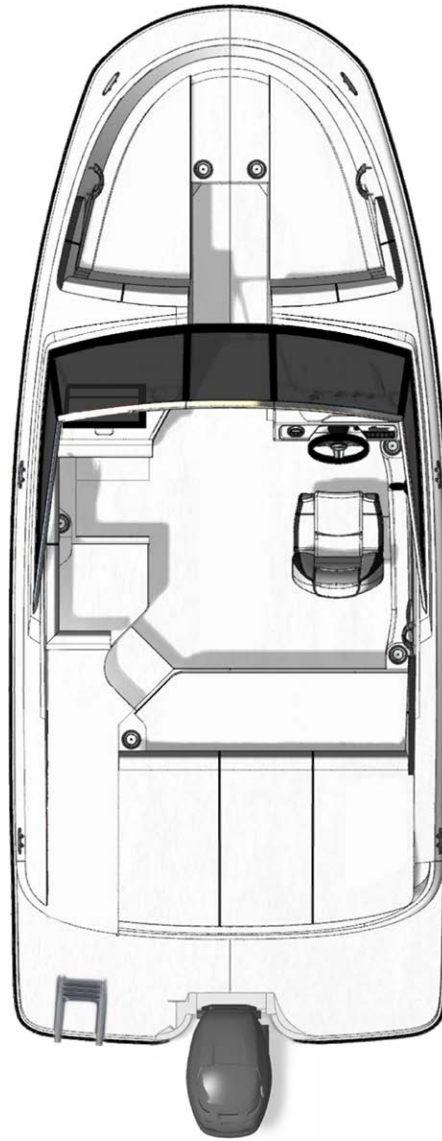
- Audio Upgrade, Fusion® Premier
  - Signature Series 5-Channel Amplifier (1600W)
  - Signature Series Speakers (6.5") – 2 Pairs
  - Signature Series Subwoofer (10")
- Depth Finder
- Digital Dash (9") with Mercury® VesselView® Link
  - Active Trim (Automatic Engine Trim System)
  - Chartplotter with Preloaded Charts (North America Only)
  - Simrad® G09 (9") Touchscreen Display
  - Transducer with Depth, Water Temperature and Fishfinder
- Display (5") with Instrumentation
  - Chartplotter with Preloaded Charts (North America Only)
  - Gauges, Multifunction (4")
  - Simrad® G05 (5") Touchscreen Display
  - Tachometer (5")
  - Transducer with Depth, Water Temperature and Fishfinder

**ADDITIONAL OPTIONS**

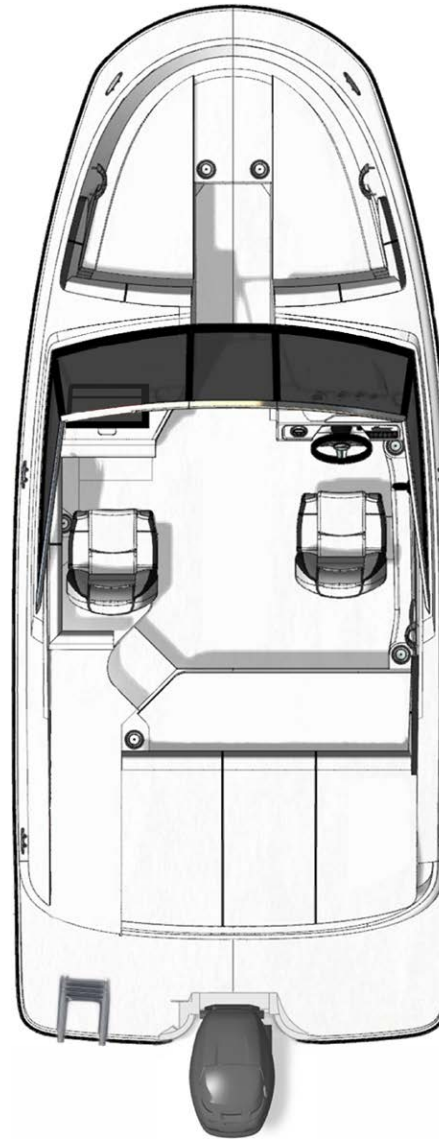
- Battery On/Off Switch, Dual with Second Tray
- C E Option Group
- Lighting Package, LED – Blue
- Livewell Option
- Premium Ski Mirror
- Stainless Steel Component Upgrade (Includes: Rub Rail Insert, Drink Holders, Latches & Grab Handles)
- Tower Board Racks

**TRAILER OPTIONS**

- 3,400 lb Trailer Single Axle with Single Axle Disc Brakes (Galvanized)
- 5,000 lb Trailer Tandem Axle with Tandem Axle Disc Brakes (Painted)
- 5,000 lb Trailer Tandem Axle with Tandem Axle Disc Brakes (Galvanized)



STANDARD SEATING PLAN



OPTIONAL PORT BUCKET SEAT

# 2021 PACKAGES

## SPX SERIES



	SPX 190	SPX 190 OB	SPX 210	SPX 210 OB	SPX 230	SPX 230 OB
Bimini top & boot	✓	✓	✓	✓	✓	✓
Component upgrade, stainless steel	✓	✓	✓	✓	Standard	Standard
Depth finder	✓	✓	✓	✓	Standard	Standard
Lighting package, LED	✓	✓	✓	✓	✓	✓
SeaDek® on swim platform	✓	✓	✓	✓	✓	✓
Swim platform with manual submersible step					✓	
Upholstery, upgraded	✓	✓	✓	✓	Standard	Standard



	SPX 190	SPX 190 OB	SPX 210	SPX 210 OB	SPX 230	SPX 230 OB
<b>Elite Package included</b>	✓	✓	✓	✓	✓	✓
Cushion, bow filler	✓	✓	✓	✓	✓	✓
Digital Dash™ (9") with Mercury® VesselView® Link	✓	✓	✓	✓	✓	✓
Stereo upgrade, premier (spkr/subwoofer/amp)	✓	✓	✓	✓	✓	✓
Watersports tower with Bimini top	✓	✓	✓	✓	✓	✓