



T22CC & T22CX Center Console

T22cc/cx

Specifications

	US	CE
LENGTH OVERALL (LOA)	22' 7"	6.88 M
WIDTH (BEAM)	8' 6"	2.59 M
MAX PEOPLE CAPACITY	10	8
MAX HORSEPOWER	300 HP	300 HP
DEADRISE	18°	18°
APPROX WEIGHT W/ STANDARD ENGINE	4,000 LBS	1,814 KG
APPROX WEIGHT W/ TRAILER	4,942 LBS	2,241 KG
MAX PEOPLE WEIGHT	1,654 LBS	750 KG
FUEL CAPACITY	65 GAL	246 L
DRAFT DOWN	3' 1"	0.84 M
HEIGHT ON TRAILER ¹ W/ T-TOP	11' 0"	3.35 M
BEAM ON TRAILER	8' 6"	2.60 M
STORAGE LENGTH ²	25' 7"	7.80 M

Specification dimensions are approximations and subject to variance.

¹ Tongue jack lowered all the way down.

² Stern drive in down position and trailer tongue swung to side.

Colors, graphics and some equipment shown, subject to change without notice.

Standard Features

- Engine** 150 HP Mercury® FourStroke EFI Outboard
- Cockpit**
 - Self-Bailing Cockpit
 - Fuel Fill w/ Integrated Vent
 - Waterproof 120-Watt AM/FM Stereo w/ MP3 Capability
 - Leaning Post
 - Battery Switch
 - 1200 GPH Bilge Pump (Manual)
 - Removable Cushions
 - CC Package - Flip-Up Transom Seats
- Steering** Hydraulic Steering System
- Helm**
 - Multi-Function Gauges w/ Fog Resistant Glass Lenses:
 - Fuel, Speedometer, Tachometer, Voltmeter
 - 12V Horn
 - Binnacle-Mounted Engine Controls w/ Trim & Tilt Switch in Handle
 - Tilt Steering
 - Mechanical Throttle and Shift
- Hull & Deck**
 - Bow & Transom Eyes (3)
 - 12V Navigation Lights
 - Anchor Locker
 - Fiberglass Floor Liner
 - Helm Windscreen
 - Port and Starboard Swim Boards w/ Ladder
- Fishing**
 - Center Console w/ Stainless Steel Steering Wheel
 - Leaning Post Livewell
 - Aerated Livewell Under Rear Bench, CC
 - Insulated Fish Box
- Trailer** Tandem Axle Galv Trailer w/ Brakes & Swing Tongue

EXTERIOR COLORS



INTERIOR COLORS



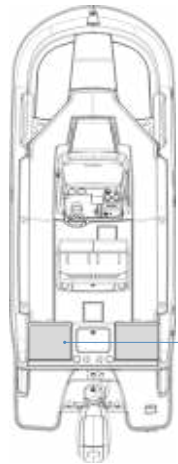
T22cc/cx

Available Options

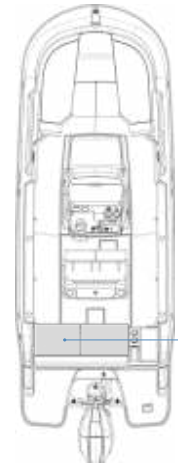
★ = POPULAR OPTION

BAYLINER.COM


T22CC & T22CX Center Console



CC Fold-down jump seats on either side of the aft casting deck



CX Single large bench seat



BEGIN 360° VIRTUAL
TOUR ONLINE

OB Engines

- 150 HP Mercury® FourStroke EFI Outboard
- 175 HP Mercury® Fourstroke ProXS Outboard
- 250 HP Mercury® FourStroke Outboard (Black)
- 300 HP Mercury® FourStroke Outboard (Black)

Steering

- Power Steering — 175 HP and higher

Tops

- T-Top w/ Rail-Mounted Rod Holders (4)
- Bimini, 6' Top w/ Boot ★

Canvas

- Snap-On Center Console & Helm Seat Cover ★

Floor Covering

- Cockpit Flooring (Gray Mat) ★
- Cockpit Flooring (Teak Mat) ★

Seats & Upholstery

- CC Package - Flip-Up Transom Seats
- CX Package - Transom Cruising Bench Seat
- Bow Filler Cushion

Appearance Package

- Stainless Package (Fuel Fill, Thru Hull, Horn Vent, Bow Hatch, Latches, Rub Rail)
- Large Trophy Decal Set

Lighting Package

- Exterior Lighting Package (LED Docking Lights, 2x Rear Underwater Lights)
- Interior Lighting Package

Water Sports

- Ski Tow Pylon

Convenience Options

- 7" Glass Dash Screen w/ Engine Data*
- 9" Glass Dash Screen w/ Engine Data*
- 12" Glass Dash Screen w/ Engine Data*
- Transom Shower w/ On-Demand Water System
- 500 GPH Bilge Pump (Automatic) ★
- Cockpit Table
- Digital Depth Indicator ★
- High Altitude Prop
- Portable Head
- VesselView Mobile

Trailers

- Tandem Axle Galv Trailer w/ Brakes & Swing Tongue
- No Trailer

* Glass Dash options available in dual screen configurations

BAYLINER®