



STANDARD PROPULSION

Mercury® 150 FourStroke Outboard
(150 hp / 112 kW)



FUEL CAPACITY

50 gal / 189 L



LENGTH OVERALL

23'6" / 7.16 m
with integral swim platform



LENGTH OVERALL

26'1" / 7.95 m
with outboard engine



BEAM

8'6" / 2.59 m



DRAFT

32" / 81 cm (outboard down)
17" / 43 cm (outboard up)



DRY WEIGHT

3,919 lb / 1,778 kg



DEADRISE

19°




CAPACITY

13 people / 2,350 lb / 1,066 kg
Maximum: 2,650 lb / 1,202 kg

FEATURES

- Mercury® FourStroke outboard offers reliability and fuel efficiency.
- Premium Fusion® audio system with Bluetooth®, Wi-Fi audio streaming with Apple AirPlay® 2 & Digital Signal Processing (DSP).
- The intuitive helm is available with an optional 5" or 9" Simrad® touchscreen display to enhance the command experience.
- Mercury VesselView® Mobile – links to your iPhone® or Android™ mobile device via Bluetooth® technology.
- True Sea Ray design for optimal performance & handling.
- Optional Elite and Elite Plus packages available.

EXTERIOR COLORS



ARCTIC WHITE



ONYX BLACK



HORIZON




SEA RAY BLUE



QUANTUM BLUE



LAGOON BLUE



NEO MINT GREEN



RALLY RED

STANDARD FEATURES

HULL & DECK FEATURES

- Anchor Storage
- Bow & Stern Eyes, Stainless Steel
- Cleats, Thru-Bolted – 6" Stainless Steel with Sea Ray Logos (6)
- Deck Fuel Fill Plate, Stainless Steel
- Drain Plug, Brass-Threaded – Garboard
- Gel Coat, Arctic White
- Light, Stern (All Around) – Removable
- Lights, Navigation (Bow)
- Resin, High-Performance Vinylester
- Rub Rail, Black PVC with Stainless Steel Insert
- Ski Tow Pylon
- Stringer System, Fiberglass
- Swim Platform with Three Step, Stainless Steel Undermount Ladder
- Thru-Hull Fittings, Stainless Steel
- Windshield, Custom Five-Piece with Matte Black Frame, Tempered/Tinted Glass & Walk-Thru

COCKPIT FEATURES

- Beverage Holders, Stainless Steel with Drains
- Cockpit Vinyl Color – Ivory (White Base Vinyl with Black Accent Vinyl)
- Cooler, 35 Quart Carry-On with Designated Storage
- Courtesy Lights – 12V
- Dash, White with Color Matched Visor
- Door, Transom with Stainless Steel Latch
- Floor, Finished Fiberglass
- Grab Handles, Stainless Steel
- Head Compartment with Lockable Door & Storage
- Outlet, 12V Accessory / USB
- Storage, Side Panels
- Storage, Wakeboard with Matting & Gas-Assisted Fiberglass Lid
- Sunpad, Convertible Aft Facing Backrest with Port Transom Walk-Thru
- Vinyl, Marine Grade with Mildew & UV Protection

SEATING

- Bow: Seats with Cushions & Storage Below, Port & Starboard Bolsters & Center Section Facing Aft
- Cockpit: Starboard/Aft L-Shaped Bench Seat with Insulated Cooler & Storage Tub Below; Port Transom Walk-Thru; Sunpad/Convertible Transom Seat
- Companion Seat: Bucket with Swivel and Slider & Flip-Up Bolster
- Helm: Bucket with Swivel and Slider & Flip-Up Bolster

TECHNICAL FEATURES

HELM

- Alarms, Engine – Oil & Water (Audible)
- Dash Visor
- Depth Gauge
- Horn Switch with Stainless Steel Horn
- Instrumentation, Custom Sea Ray® Diagnostics
 - Backlighting
 - Gauge, Depth
 - Gauge, Fuel
 - Gauge, Oil Pressure
 - Lenses, Glass
 - Lighting, Low-Glare
 - Speedometer
 - Tachometer with LCD Hour Meter, Trim Gauge & Water Temperature Gauge
- Mercury VesselView® Mobile
- Shift & Throttle Lever with Trim Switch & Lanyard Stop Switch
- Steering, Hydraulic Tilt Wheel, Isotta
- Stereo, Fusion® SRX400 12V AM/FM
 - Bluetooth™
 - Digital Signal Processing (DSP)
 - Speakers (6.5") – 2 Pairs
 - Wi-Fi Audio Streaming with Apple AirPlay® 2
- Switch Panel with Weatherproof Lighted Chrome Toggle Switches
- Tilt & Trim, Power

BILGE / ENGINE COMPARTMENT

- Bilge Pump, 12V Automatic
- Gel-Coated Compartment

ELECTRICAL SYSTEMS

- Battery On/Off Switch with Tray
- Fuse Block
- Wiring, Color-Coded with Chafe Protection

FUEL SYSTEMS

- Evaporative Emissions Fuel System
- Fuel Lines, USCG – Type A-1
- Fuel Tank with Anti-Siphon Valve & Electric Sending Unit

UNDERWATER GEAR

- Propeller, Aluminum

OPTIONS & ACCESSORIES

OPTIONAL PROPULSION

- Mercury 200 FourStroke Outboard – Black (200 hp / 149 kW)
- Mercury 200 FourStroke Outboard – White (200 hp / 149 kW)
- Mercury 250 Verado® Outboard – Black (250 hp / 186 kW)
- Mercury 250 Verado Outboard – White (250 hp / 186 kW)

EXTERIOR COLOR

- Gel Coat, Full Hull
- Gel Coat, Hull Bottom – Arctic White or Onyx Black
- Gel Coat, Hull Side
- Gel Coat, Three Zone
- Hull Graphics – Champagne or Silver (Available with Full Hull & Hull Side Gel Coat Options)

UPHOLSTERY, INTERIOR, SEATING & FLOORING

- Bow Filler Cushion
- Cockpit Vinyl Color – Dune (Tan Base Vinyl with Black Accent Vinyl)
- Cockpit Vinyl Color – Stone (Grey Base Vinyl with Black Accent Vinyl)
- Flooring Color: Brown or Grey
- SeaDek Swim Platform Matting (Glue Down)
- Snap-In Carpet – Bow & Cockpit
- Snap-In Infinity Woven Vinyl Flooring – Bow & Cockpit

- Snap-In SeaDek – Bow & Cockpit
- Tables with Dedicated Storage – Bow & Cockpit
- Three-Position Port Lounger (In Lieu of Standard Bucket Seat)

TOWERS & CANVAS

- Bimini Top & Boot with Stainless Steel Ball & Socket Hardware
- Canvas Color: Black, Marine Midnight Blue or Toast Tweed
- Canvas Enclosure Package
 - Bimini Top & Boot with Stainless Steel Ball & Socket Hardware
 - Cockpit Cover with Tonneau Cover
 - Curtains – Aft, Front & Side
 - Storage Bag, Canvas
- Cockpit Cover with Tonneau Cover
- Mooring Cover – Available in Black Only
- Watersports Tower, Manual with Integrated Bimini Top – Black

ELECTRONICS

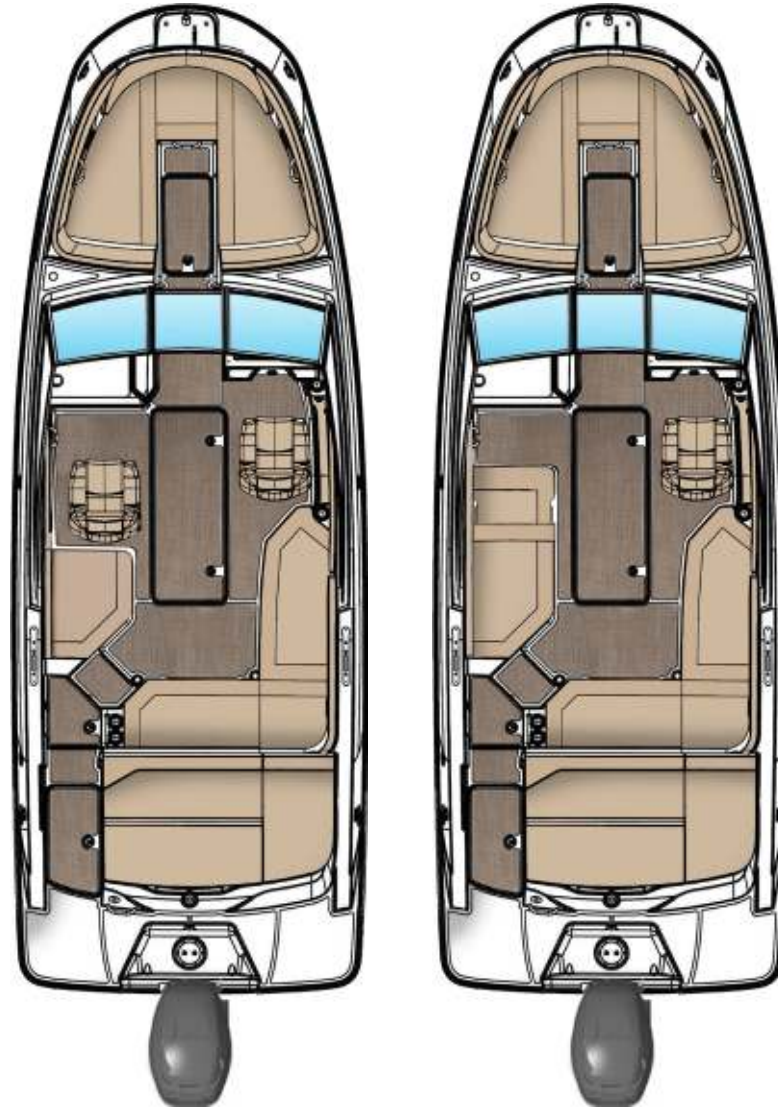
- Audio Upgrade, Fusion® Premier
 - Signature Series 5-Channel Amplifier (1600W)
 - Signature Series Speakers (6.5") – 2 Pairs
 - Signature Series Subwoofer (10")
- Digital Dash (9") with Mercury® VesselView® Link
 - Active Trim (Automatic Engine Trim System)
 - Chartplotter with Preloaded Charts (North America Only)
 - Simrad® G09 (9") Touchscreen Display
 - Transducer with Depth, Water Temperature and Fishfinder
- Display (5") with Instrumentation
 - Chartplotter with Preloaded Charts (North America Only)
 - Gauges, Multifunction (4")
 - Simrad® G05 (5") Touchscreen Display
 - Tachometer (5")
 - Transducer with Depth, Water Temperature and Fishfinder

ADDITIONAL OPTIONS

- Battery On/Off Switch, Dual with Second Tray
- Bow Walk-Thru Door
- C E Option Group
- Flagpole with Base & US Flag
- Lighting Package, LED – Blue or White
- On Board Battery Charger – 120v/60 To 12v
- On Board Battery Charger – 220v/50 To 12v
- Portable Head
- Premium Ski Mirror
- Pump-Out Head
- Tower Board Racks

TRAILER OPTIONS

- Trailer Tandem Axle with Tandem Axle Disc Brakes
(Painted)
- Trailer Tandem Axle with Tandem Axle Disc Brakes
(Galvanized)



STANDARD PORT BUCKET SEAT

OPTIONAL PORT BENCH SEAT

with reversible backrest

2021 PACKAGES

SPX SERIES



	SPX 190	SPX 190 OB	SPX 210	SPX 210 OB	SPX 230	SPX 230 OB
Bimini top & boot	✓	✓	✓	✓	✓	✓
Component upgrade, stainless steel	✓	✓	✓	✓	Standard	Standard
Depth finder	✓	✓	✓	✓	Standard	Standard
Lighting package, LED	✓	✓	✓	✓	✓	✓
SeaDek® on swim platform	✓	✓	✓	✓	✓	✓
Swim platform with manual submersible step					✓	
Upholstery, upgraded	✓	✓	✓	✓	Standard	Standard



	SPX 190	SPX 190 OB	SPX 210	SPX 210 OB	SPX 230	SPX 230 OB
Elite Package included	✓	✓	✓	✓	✓	✓
Cushion, bow filler	✓	✓	✓	✓	✓	✓
Digital Dash™ (9") with Mercury® VesselView® Link	✓	✓	✓	✓	✓	✓
Stereo upgrade, premier (spkr/subwoofer/amp)	✓	✓	✓	✓	✓	✓
Watersports tower with Bimini top	✓	✓	✓	✓	✓	✓